

2015-2016 ANNUAL REPORT

THE GARDEN GROVE WAY

In the 2013-2014 school year, the Garden Grove Unified School District developed, with input from parents, students, and employee groups, a comprehensive strategic plan called the Garden Grove Way. This plan, which included our new vision and mission, below, as well as the three district goals found on the pages that follow, provides a blueprint for guiding the district's direction as well as assessing our progress.

In order to ensure transparency for all stakeholders and accountability for progress towards goals, the district has committed to preparing an annual report that summarizes the yearly data related to our goals. Our first Annual Report outlines areas of strength as well as areas in which we can improve and provides some of the highlights from our first annual survey of all stakeholders (students, parents, and employees) as well as some of the key data collected in the 2014-2015 school year.

The Board of Education and district staff is appreciative of our strong collaboration with parents and communities in serving our students. We are proud of the collective work we engage in that produces exemplary results. Working together to ensure student success: that's the Garden Grove Way!

Number of surveys received by the district:

- 33,631 students,
- 19,422 families, and
- 2,574 employees.



Our Vision

We are committed to preparing all students to be successful and responsible citizens who contribute and thrive in a diverse society.

Our Mission

To ensure student success, we will provide a rigorous and supportive academic experience that motivates all learners to meet high expectations.



Goal One | ACADEMIC SKILLS

All learners will develop the academic skills necessary for continual individual growth towards mastery of standards.

ACADEMIC CONTENT · ACADEMIC ENGLISH · SCHOLARLY HABITS

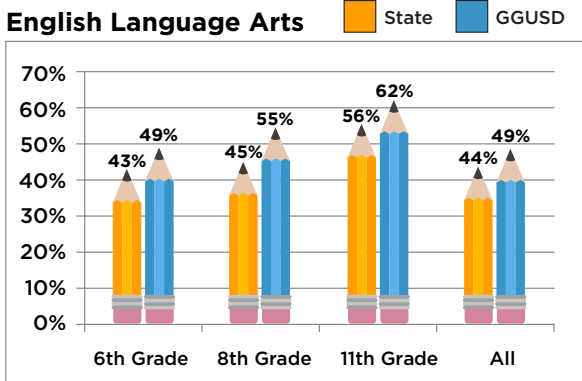


EVIDENCE OF ACADEMIC SUCCESS

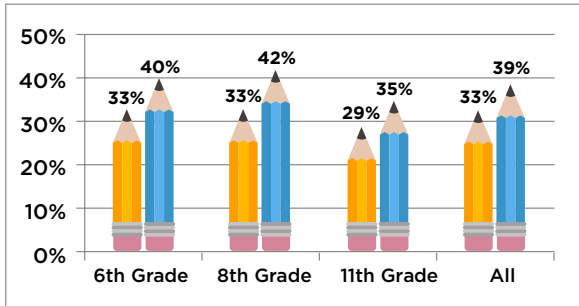
California Assessment of Student Performance and Progress (CAASPP)

We beat the state in the new California test!

Pencils represent the percent (%) of students who met or exceeded standards.

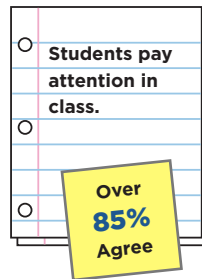
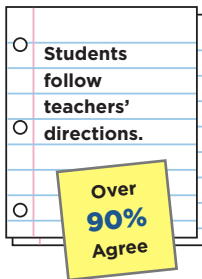


Mathematics



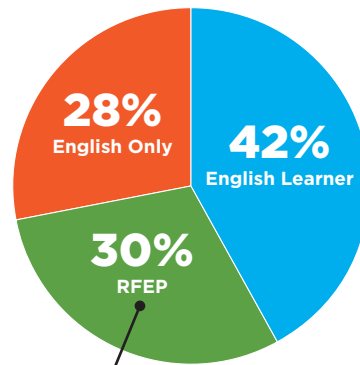
Scholarly Habits

Students and staff agree:



89% of students report they can use different strategies to help them learn new things.

GGUSD English Learner Progress



65%

of English Learners improved or maintained a level of Early Advanced or higher on the California English Language Development Test (CELDT).

Redesignated Fluent English Proficient (RFEP)

These students whose primary language is other than English have met district criteria demonstrating English proficiency comparable to that of a native English speaker.

AREAS TO IMPROVE

UNDERSTANDING OF SCHOLARLY HABITS

To improve in this area, GGUSD will focus on directly teaching students the scholarly habits that will lead to increased academic success.

About 1/3 of students reported they:



Do not understand the relationship between looking and acting like a scholar and academic success (**33%**)

Do not ask questions (seek help) when they do not understand (**31%**)



Do not know how to study for tests (**28%**)






Goal Two | PERSONAL SKILLS

All learners will develop the personal skills necessary to achieve academic and social goals.

MOTIVATION · SOCIO-EMOTIONAL WELL-BEING · CLIMATE & CULTURE

PROUD TO BE GGUSD!




Expectations & Support for Academics

OVER 90% OF STUDENTS AND STAFF AGREE:
that adults in GGUSD have high expectations and are supportive!

89% OF STUDENTS AGREE:
"Adults at this school encourage me to work hard so I can be successful in college or at the job I choose."

91% OF STUDENTS SAY:
they can do almost all the work in their classes if they don't give up.



"I am proud of my school/district."



97.5% OF STAFF AGREE



85% OF STUDENTS AGREE



95% OF PARENTS AGREE


"My child's background and culture is respected at this school."



96% OF PARENTS AGREE

AREAS TO IMPROVE

GROWTH MINDSET



GGUSD is working on improving motivation and developing growth mindsets.



FACILITIES

ABOUT 1/2 OF STUDENTS express a concern about facilities.

As schools are upgraded as a part of the district's first modernization bond, we believe these scores will improve.



BULLYING & DISCIPLINE

37% OF STUDENTS BELIEVE that "bullying is a problem."

GGUSD is working to continue to develop proactive approaches to ensure a positive school climate and prevent bullying.





Goal Three | LIFELONG SUCCESS

All learners will be prepared for lifelong success in their intended career paths.

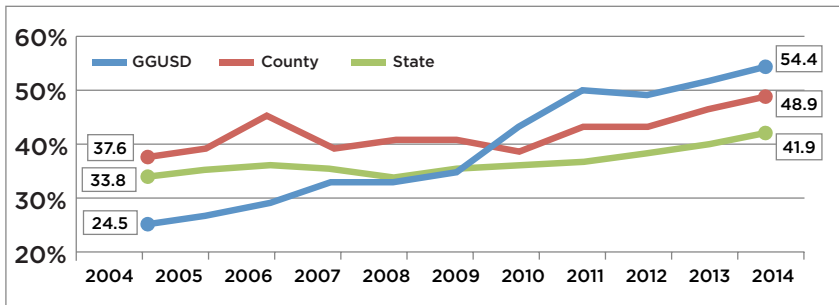
COLLEGE & CAREER READINESS · COLLEGE & CAREER SUCCESS



WE BEAT THE COUNTY AND THE STATE!

Percent of College-Ready Students

High School Seniors Completing College Entrance (a-g) Requirements



2014 High School Graduation Rates

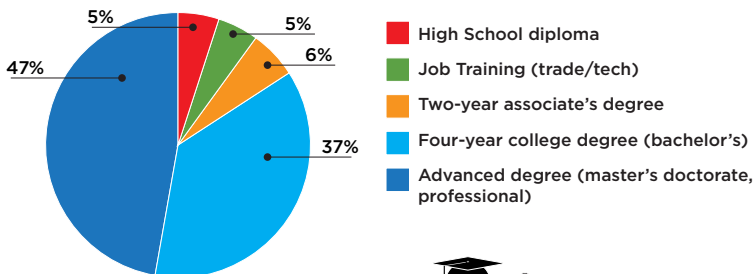
Garden Grove USD	89.7%
Orange County	88.6%
State of California	81.0%

GGUSD has more than doubled the a-g rate within the past 10 years!
We beat the county and state in both the a-g rate and graduation rate!

Future Educational Goals:

How far do you expect to go in school?

(survey of all students grades 3-12)



FUN FACT:

69.6% OF STUDENTS
in the Class of 2014 enrolled in college after high school!



Advanced Placement (AP) Success

AP Pass Rates continue to **GROW** even as more high school students take AP courses!

Year	2005	2015
AP Pass Rate	52.4%	61.4%
Percent of all high school students taking AP Exams	9.7%	20.7%

ABOUT GGUSD

Board of Education

George West, Ed.D., President
Lan Q. Nguyen, Esq., Vice President
Bob Harden
Linda Reed
Teri Rocco

Superintendent

Gabriela Mafi, Ed.D.

Contact Information

www.ggusd.us
pio_department@ggusd.us
 714.663.6000
facebook.com/ggusd twitter.com/ggusd

